


Fujitsu VRF systems to BACnet/IP & MS/TP Application

Item number: IN775FGLXXSO000

The Fujitsu application has been specially designed to allow bidirectional control and monitoring of Fujitsu VRF systems from a BMS, SCADA, PLC, or any other device working as a BACnet/IP server or a BACnet MS/TP client. The solution allows the integration of up to 4 indoor units from a single interface.



Fujitsu to BACnet/IP & MS/TP - Up to 4 Indoor Units

Features and benefits

- ✓ **BACnet/IP and BACnet MS/TP support**
The interface supports both BACnet/IP and BACnet MS/TP protocols.
- ✓ **Automatic identification**
A scan function is available for automatic identification of the units present in the VRF system.
- ✓ **Individual indoor unit energy consumption signals**
Energy consumption signals from each indoor unit are available, so they can be checked individually.
- ✓ **Commissioning-friendly approach with Intesis MAPS**
Templates can be imported and reused as often as needed, significantly reducing commissioning time.
- ✓ **Direct access to the outdoor unit**
Connection is simple, as the interface connects directly to the outdoor unit's communication bus.
- ✓ **Outdoor unit signals**
Signals assigned to the outdoor unit are available to be used in the integration.
- ✓ **Two configuration port options**
Configuration of the interface can be carried out through either its IP or USB (Console) port.
- ✓ **Configuration tool and interface automatic updates**
Both the Intesis MAPS configuration tool and the interface's firmware can receive automatic updates.

Fujitsu VRF systems to BACnet/IP & MS/TP Application



General	
Net Width (mm)	106
Net Height (mm)	58
Net Depth (mm)	90
Net Weight (g)	275
Packed Width (mm)	130
Packed Height (mm)	85
Packed Depth (mm)	140
Packed Weight (g)	620
Operating Temperature °C Min	-10
Operating Temperature °C Max	60
Storage Temperature °C Min	-30
Storage Temperature °C Max	60
Power Consumption (W)	127
Input Voltage (V)	For DC: 12 .. 36 VDC \pm 10%, Max: 250 mA For AC: 24 VAC \pm 10 %, 50-60 Hz, Max: 127 mA Recommended voltage: 24 VDC, Max: 127 mA
Power Connector	3-pole
Configuration	Intesis MAPS
Capacity	Up to 4 indoor units and up to 12 outdoor units.
Installation Conditions	This gateway is designed to be mounted inside an enclosure. If the unit is mounted outside an enclosure, precautions should always be taken to prevent electrostatic discharge to the unit. When working inside an enclosure (e.g., making adjustments, setting switches, etc.), typical anti-static precautions should always be followed before touching the unit.
Content of Delivery	Intesis Gateway and Installation Manual.

Fujitsu VRF systems to BACnet/IP & MS/TP Application



General

Not Included (in delivery)	Power supply not included.
Mounting	DIN rail mount (bracket included), Wall mount
Housing Materials	Plastic
Packaging Material	Cardboard
Warranty (years)	3 years

Identification and Status

Product ID	IN775FGLXXSO000_BAC_FGL
Country of Origin	Spain
HS Code	8517620000
Export Control Classification Number (ECCN)	EAR99

Physical Features

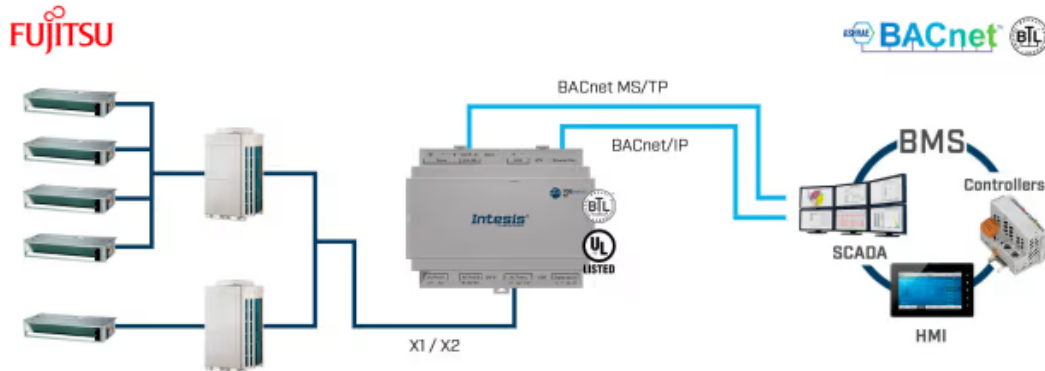
Connectors / Input / Output	Power supply, EIA-485, KNX, Ethernet, HVAC port, Binary inputs (dry contact), Console port USB.
LED Indicators	Gateway and communication status.
Push Buttons	Factory reset. I-Am message (for BACnet only). Normal mode/programming mode switch (for KNX only).
DIP & Rotary Switches	EIA-485 serial port configuration.
Battery Description	Manganese Dioxide Lithium button battery.

Certifications and Standards


ETIM Classification	EC001604
WEEE Category	IT and telecommunications equipment



Use Case



Integration example.



Use Intesis MAPS to change the protocol: BACnet, Modbus, KNX, or Home Automation



- contact@rg2i.fr
- 14 rue Édouard Petit, 42000, Saint Etienne France
- <https://www.rg2i.com/>

