

LK+ CO2+VOC (Temp_rH) LRW

Duct sensor for air quality, optional temperature and humidity

thermokon[®]
HOME OF SENSOR TECHNOLOGY



Datasheet

Subject to technical alteration
Issue date: 05.02.2024 • A123



» APPLICATION

Duct air quality sensor for measuring CO₂ air quality, VOC, temperature and humidity. The sensor is build with 2 0..10 V output and a LoRaWAN[®] radio module. Optionally available with external antenna to optimize the radio connection between device and a gateway.

» TYPES AVAILABLE

Duct sensor – active 2x 0..10 V LRW

- LK+ CO₂+VOC LRW
- LK+ CO₂+VOC Temp LRW
- LK+ CO₂+VOC Temp-rH LRW
- LK+ CO₂ Temp LRW
- LK+ CO₂ Temp_rH LRW
- LK+ VOC Temp LRW
- LK+ VOC Temp_rH LRW

» SECURITY ADVICE – CAUTION

The installation and assembly of electrical equipment should only be performed by authorized personnel.



The product should only be used for the intended application. Unauthorised modifications are prohibited! The product must not be used in relation with any equipment that in case of a failure may threaten, directly or indirectly, human health or life or result in danger to human beings, animals or assets. Ensure all power is disconnected before installing. Do not connect to live/operating equipment.

Please comply with

- Local laws, health & safety regulations, technical standards and regulations
- Condition of the device at the time of installation, to ensure safe installation
- This data sheet and installation manual

» PRODUCT TESTING AND CERTIFICATION



Declaration of conformity

The declaration of conformity of the products can be found on our website
<https://www.thermokon.de/direct/en-gb/categories/lkplus>

» NOTES ON DISPOSAL



The crossed-out wheeled bin symbol indicates that the product or removable batteries must not be disposed of with household or commercial waste. Within the EU, you are legally obliged to dispose of the product separately and appropriately in accordance with the national laws of your country. Alternatively, please contact your supplier or Thermokon Sensortechnik GmbH. Further information can be found at: www.thermokon.com

» BUILD-UP OF SELF-HEATING BY ELECTRICAL DISSIPATIVE POWER

Sensors with electronic components always have a dissipative power, which affects the temperature measurement of the ambient air. The dissipation in active temperature sensors shows a linear increase with rising operating voltage. This dissipative power has to be considered when measuring temperature. In case of a fixed operating voltage ($\pm 0,2$ V) this is normally done by adding or reducing a constant offset value.

Thermokon transducers can be operated with variable operating voltages. The transducers are set at the factory with a reference operating voltage of 24 V =.

At this voltage, the expected measuring error of the output signal will be the least. Other operating voltages, can cause a measurement deviation changing power loss of the sensor electronics.

A recalibration can be carried out directly on the unit or via a software variable (app or bus).

Remark: Occurring draught leads to a better carrying-off of dissipative power at the sensor. Thus temporally limited fluctuations might occur upon temperature measurement.

» APPLICATION NOTICE FOR HUMIDITY SENSORS

At regular environmental condition, it is recommended to calibrate the sensor annually to check the compliance with the accuracy required in the application. The following conditions can damage the sensor element or lead in long term to loss of the specified accuracy:

- Mechanical stress
- Contamination (e.g. dust / fingerprints)
- Aggressive chemicals
- Ambient conditions (e.g. condensation on measuring element)



Do not touch the sensor elements!

Re-calibration or exchange of the sensor element are not subject of the general warranty.

» INFORMATION ABOUT INDOOR AIR QUALITY CO₂

EN 13779 defines several classes for indoor air quality:

Category	CO ₂ content above the content in outdoor air in ppm		Description
	Typical range	Standard value	
IDA1	<400 ppm	350 ppm	Good indoor air quality
IDA2	400.. 600 ppm	500 ppm	Standard indoor air quality
IDA3	600..1.000 ppm	800 ppm	Moderate indoor air quality
IDA4	>1.000 ppm	1.200 ppm	Poor indoor air quality

» INFORMATION ABOUT SELF-CALIBRATION FEATURE CO₂

All gas sensors are subject to drift. The degree of drift is dependent on the use of components and product design. In addition, the following environmental conditions, among others, can accelerate/ favor the aging and wear of the sensors:

- Mechanical stress (also due to temperature fluctuation)
- Contamination (dust / fingerprints e.g.)
- Abrasive chemicals
- Environmental influences (high humidity / condensation on measuring element)

An internal self calibration function with dual channel technology compensates the caused drift. Thermokon sensors are for permanent use (e.g. hospitals).

» APPLICATION NOTICE FOR AIR QUALITY SENSORS VOC

Volatile organic compounds (VOC) are gaseous and vaporous substances of organic origin in the air. VOC-sensors monitor the significant part of humanly olfactory sensed air quality. (e.g. body odor | tobacco smoke | odor of materials, furniture, carpets, paint, adhesives, ...)

The VOC-Value is an application-specific indication for air quality and doesn't provide any information about individual components of VOC

A VOC sensor oxidises the organic molecules that collide with it, which results in changing the resistance of the semiconductor.

Any contact with the sensitive sensors must be avoided and will invalidate the warranty.

The VOC Sensor is factory calibrated and can be calibrated via NOVOSapp subsequently, if needed.

» INFORMATION ABOUT LORAWAN SPECIFICATION



The Thermokon LoRaWAN specification can be downloaded from our website.

» **TECHNICAL DATA (TYPE-DEPENDENT)**

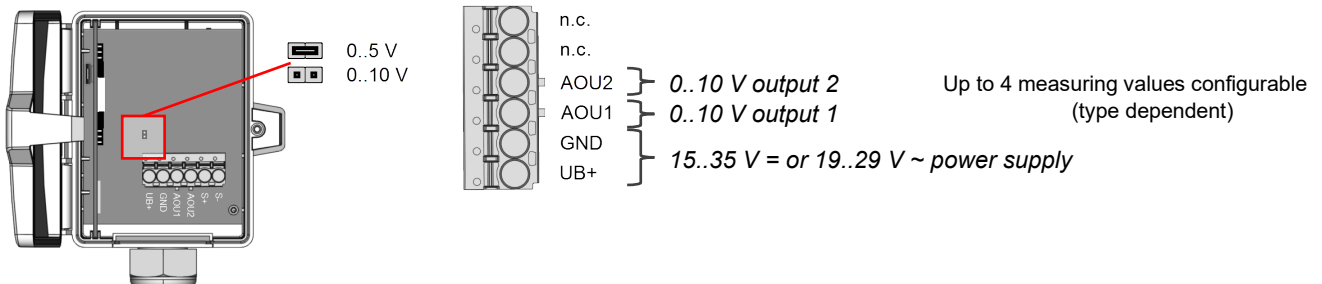
Measuring values	CO2, VOC, temperature and humidity	
Output voltage	2x 0..10 V or 0.5 V, min. load 10 kΩ (live-zero configuration via Thermokon USEapp)	
Power supply	15..35 V = or 19..29 V ~ SELV	
Power consumption	max. 2,3 W (24 V =) max. 4,3 VA (24 V ~)	
Measuring range temp.	0..+50 °C (default setting), optionally configured via Thermokon USEapp	
Measuring range humidity	0..100% rH non-condensing	
Measuring range CO2	0..2000 ppm (default), 0..5000 ppm (optionally configured via Thermokon USEapp)	
Accuracy temperature	±0,5 K (typ. at 21 °C set to standard measuring range)	
Accuracy humidity	±2% between 10..90% rH (typ. at 21 °C)	
Accuracy CO2	±50 ppm +3% of reading (typ. at 21 °C, 50% rH)	
Air Speed	Min. 0,3 m/s, max. 12 m/s	
Calibration CO2	self-calibration, Dual Channel	
Sensor	CO2 NDIR (non-dispersiv, infrared)	VOC VOC sensor (heated metal oxide semiconductor)
Enclosure	enclosure USE-M / cover, PC, pure white, with removable cable entry	
Protection	IP65 according to EN 60529	
Cable entry	Fleytherm M20, for wire max. Ø=4,5..9 mm (0.18..0.35 in.), removeable	
Pipe	PA6, black, Ø=19,5 mm, length 150 mm	
Connection electrical	removable plug-in terminal, max. 2,5 mm ²	
Ambient condition	0..+50 °C, max. 85% rH short term condensation	
Configuration	Thermokon USEapp, LoRaWAN® Downlink, Jumper	
Notes	Mixed gas sensors detect gases and vapours which can be oxidised (burnt): Body odours, tobacco smoke, exhalations emitted by materials (furniture, carpets, paint, glue ...)	

» **LoRaWAN®**

Radio technology	LoRaWAN®
LoRaWAN version	1.0.2
Device class	Class A
Frequency	EU868 (863-870 MHz)
Max. transmission power	+14 dBm (25 mW)
Receiver sensitivity	-137 dBm
Antenna	Internal send- / receiver antenna, external antenna available on request
LoRaWAN Features	Over the Air Activation (OTAA), Adaptive Data Rate (ADR)
Data transmission	Configurable transmission interval, factory default value 5 min

» **CONNECTION PLAN**

Switch off the power (or disconnect the plug in terminal) to change the output voltage range (default: 0..10 V to 0.5 V). The jumper has to be moved in de-energized state. The set output value range is ready approximately 2 seconds after restart of the device.




» CONFIGURATION

The Thermokon Bluetooth-Dongle (Item-No. 668262) is required for Communication between USEapp and USE-M/USE-L LRW-products. Commercial bluetooth dongles are not compatible.



Application-specific reconfiguration of the devices can be carried out using the Thermokon USEapp. The configuration is carried out in the voltage-supplied state.

The configuration-app and the app description can be found on the website www.thermokon.de



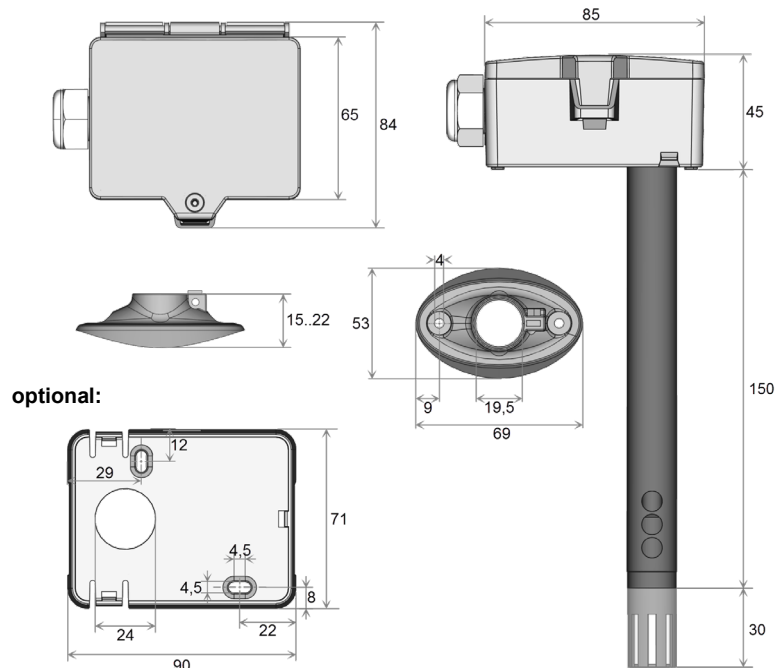
1. Connect the sensor with the power supply according to wiring diagram
2. Plug in the bluetooth dongle
3. Press the button to start configuration mode.
4. Configure the sensor using the USEapp on a mobile device.
5. Disconnect the bluetooth connection.
6. Remove the bluetooth dongle off the sensor.
7. Press the button to stop configuration mode.
8. Configuration values are saved and the device is ready for use.

» USER ADVICE



The bluetooth dongle snaps in the connector, when removing the bluetooth dongle hold the board down to prevent pulling out the board.

» DIMENSIONS (MM)



» ACCESSORIES (INCLUDED IN DELIVERY)

Mountingflange MF20
 Mounting kit universal
 • Cover screw + screw cover • 2 Rawplugs • 2 Screws (countersunk head) • 2 Screws (rounded head)

Item No. 724296
 Item No. 698511

» ACCESSORIES (OPTIONAL)

Sealing insert M20 USE white, 2x Ø=7 mm (for 2 wire; PU 10 pieces)
 Bluetooth dongle
 Mounting base

Item No. 641333
 Item No. 668262
 Item No. 631228